

ENGINEERED TO ENJOY. THE NEW BAVARIA CRUISER LINE.



BAVARIA CRUISER RANGE: 33 | 37 | 41 | 41S | 46 | 51 | 56





THE BAVARIA CRUISER LINE —


FOR FREEDOM WITH COMFORT AND ALL THE FUN OF SAILING.

Functionality, comfort, luxury and outstanding sailing performance are what characterise the CRUISER Line.

Each CRUISER offers the ultimate in space for its size, above and below deck, no matter which model or cabin version you choose. This holds true for each of the designs – from the CRUISER 33 with two cabins to the CRUISER 56 with five cabins and additional cabin in the bow for the skipper.

The BAVARIA CRUISER Line is one of the most modern sailing yacht fleets a shipyard could wish to have and a source of great pride for BAVARIA. The CRUISER owes her sleek lines to Farr Yacht Design, while Design Unlimited is the creative force behind her exterior and interior. Her entire construction, as well as the quality that is evident in every detail, she owes to the engineers, the production team and the boat builders of BAVARIA.

CRUISER LINE:	33	37	41	41S	46	51	56
2 cabins							
3 cabins							
4 cabins							
5 cabins							



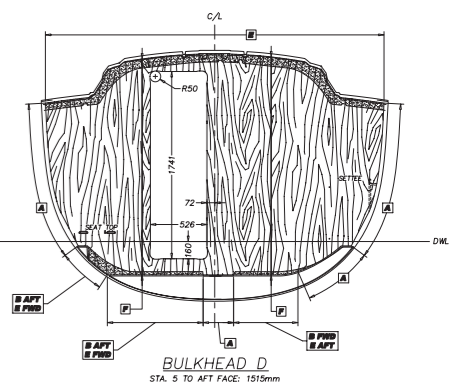
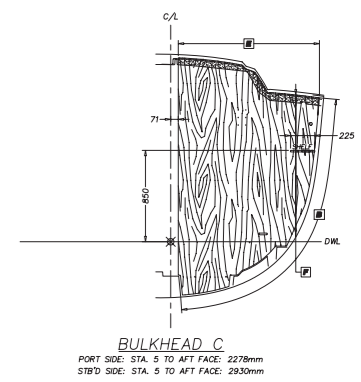
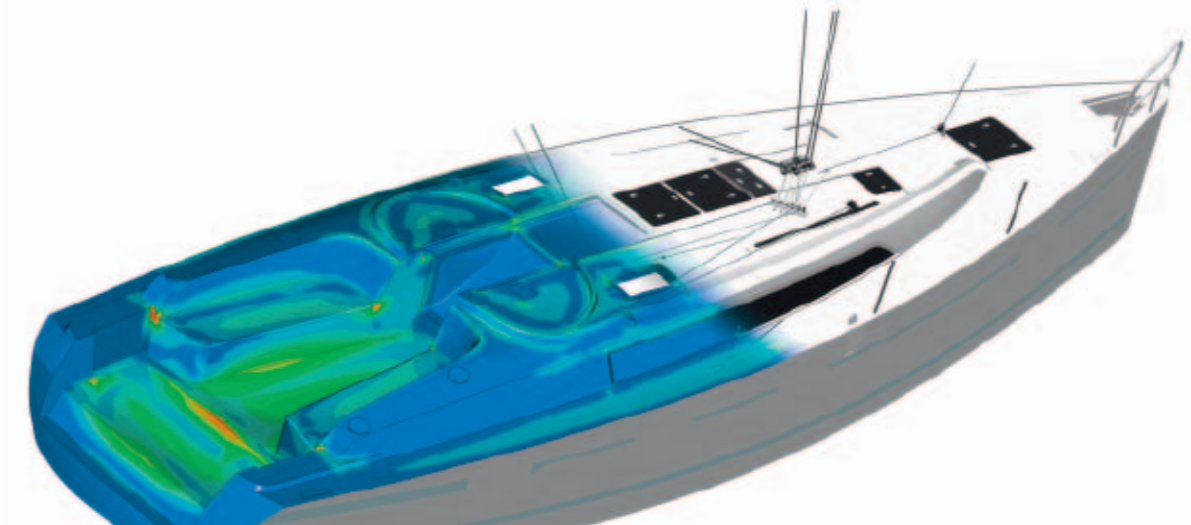
DESIGN

A BAVARIA BRINGS OUT THE BEST IN THE FINEST DESIGNERS

All the yachts in the BAVARIA CRUISER range owe their thoroughbred performance and excellent sailing qualities to the designers at Farr Yacht Design. Each yacht incorporates the experience and technical expertise of the Farr Yacht Design team, responsible in the last 25 years for more than 300 individual designs, of which more than 40 have won world championships.

The BAVARIA design and production team and the designers from Farr Yacht Design have collaborated to develop an individual load profile for each yacht, which is later used to optimise the laminate plans and reinforcements. Central to the boat's design is the stable hull grid that manages the sailing forces on a BAVARIA. The hull grid is fitted and bonded into the hull with exacting precision to create a single unified structure. Particularly strong keel bolts – twice as many as is usual in yacht construction – ensure a force-fit to the keel. The deck-stepped mast and below deck support structure direct the sailing forces from the rig down into the yacht's reinforced hull grid, creating a robust structural solution like that of a modern racing yacht.

The designers from Design Unlimited made sure that a CRUISER does not only offer a pleasant and inviting atmosphere below deck, but also that the lines of the superstructure and deck area characterised by clear design. Design Unlimited worked closely with Farr Yacht Design and the design team at BAVARIA to give the CRUISER a distinctive look. Below deck, each line, each beam of light, and the ergonomics of every aspect of each yacht were assessed and repeatedly tested by Design Unlimited in collaboration with the production managers and designers at BAVARIA until they met the exacting standards that define a BAVARIA. Together with Design Unlimited, the design team at BAVARIA selected all the upholstery fabric, all the wood finishes and every other material on board a CRUISER, using the most demanding of criteria. A BAVARIA should not only be tastefully fitted out, she should also meet the highest of on board requirements.





A BAVARIA IS THE PRODUCT OF STATE-OF-THE ART MANUFACTURING

There are those who claim that our boat builders have salt water in their veins, even though we build our yachts in the heart of Germany. Some say our engineers and designers may have re-invented the „Made in Germany“ for yacht building. Be that as it may – here at BAVARIA it is our pride to build yachts of the highest quality for the whole world in the most modern sailing and motor yacht shipyard in Germany.

BAVARIA-Yachtbau consists of a 200,000 square metre shipyard with a 70,000 square metre production area that includes the lamination halls, a joinery shop, workshops and five assembly lines.



BAVARIA THE SHIPYARD



MADE IN GERMANY

A BAVARIA boat combines boat building tradition, German engineering and the ability to manufacture yachts precisely to the millimeter with the use of modern industrial production facilities. From bow to stern, every BAVARIA is a perfect combination of the highest quality, the best materials and the most innovative state-of-the-art fittings and equipment available in yacht building today. A BAVARIA is a yacht that has been created for living the perfect experience on the water, nothing less.



BAVARIA – GERMAN MADE YACHTS



All BAVARIA yachts are produced in their entirety in Germany at the Giebelstadt site – from the first laminate to the last buff and polish. This shipyard is one of the most modern and innovative production sites for yachts in the world. BAVARIA was the first shipyard in the history of yacht building to use robots and modern CNC machines in production.



The entire interior of a BAVARIA, from the solid wood batten in each cabin to the entire galley, is produced in the company's own workshop by our experienced boat builders. Each wooden part of a BAVARIA receives up to six layers of varnish on its own varnish production line.



The hull and deck of a BAVARIA are made of sandwich construction with foam inserts. Where fittings are mounted, the deck is reinforced with aluminium sheets. Using modern transport systems, the deck and hull first go through a separate production process each before they are screwed and glued together.



CRUISER 33 THE NEW GENERATION WITH 2 CABINS

The CRUISER 33 is the ideal yacht for going sailing with family and friends. A sophisticated and functional deck layout and perfect sailing performance in all wind conditions make it possible to sail the CRUISER 33 with the smallest of crews or even alone. A large saloon, a comfortable aft cabin and a spacious cabin in the bow await the crew below deck on a CRUISER 33.



BAVARIA CRUISER 33



LIVING SPACE



The cockpit is the focal point of the yacht. You need not only room to manoeuvre but also comfort for those glorious, relaxing hours at sea and in the harbour. The CRUISER 33 has an exceptionally large cockpit that fulfils all these requirements. All the sails can be set and trimmed from the cockpit – keeping you safe while saving labour.



LIFE BELOW DECK

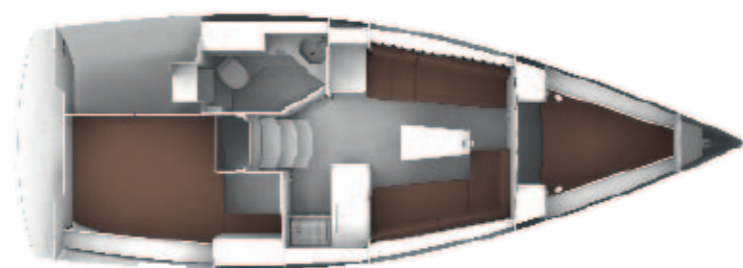
You may be surprised to find that you can comfortably seat a party of six at the saloon table to enjoy a glass of wine and a meal that you have prepared in the functionally designed pantry – the CRUISER 33 is roomier than you might suspect. The space is further enhanced by a sophisticated lighting design consisting of eight skylights, newly designed flush windows in the coach roof, two hull windows and a window in the cockpit. High-quality blinds protect you from the sun. With plenty of deck space, headroom and storage space for two people to enjoy, the aft cabin promises a peaceful night's sleep. The wet room is fully equipped for showering and freshening up.






TECHNICAL DATA

CRUISER 33



2-cabin version

DECK LAYOUT



Length overall	9,99 m
Length hull	9,75 m
Length waterline	8,85 m
Beam overall	3,42 m
Draught standard cast iron keel (approx.)	1,95 m
Draught option cast iron keel as shallow keel (approx.)	1,50 m
Unladen weight (approx.)	5.200 kg
Ballast (approx.)	1.300 kg
Engine, Volvo Penta with Saildrive	D1-20
Engine power	13,3 kW/18 PS
Fuel tank (approx)	150 l
Water tank, standard version (approx.)	150 l

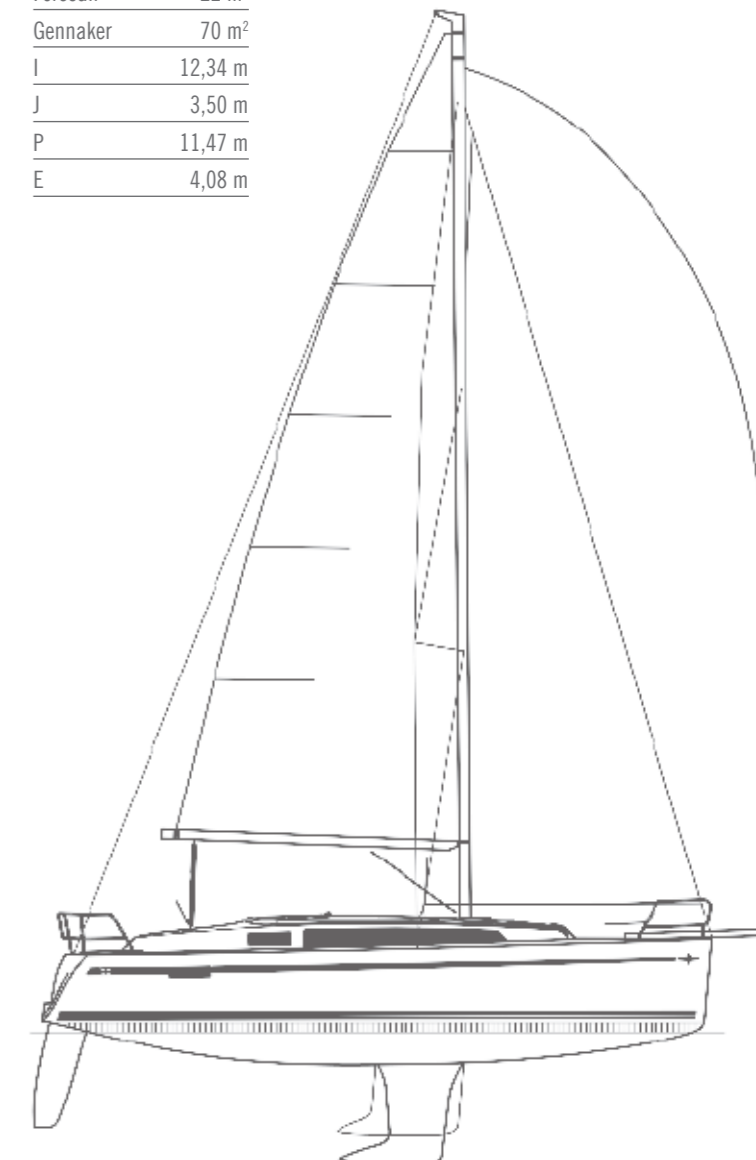
Cabin + Heads, standard version	2 + 1
Berths, standard version	4
Height in salon (approx.)	1,84 m
Mainsail and fore sail, standard (approx.)	51,00 m ²
Height of mast above water line (approx.)	14,80 m
Cabin + Heads	2 + 1
Berths	4
Passengers	6
CE-Category	A

All data are subject to change without notice and given without warranty.



SAIL PLAN

Mainsail	29 m ²
Foresail	22 m ²
Gennaker	70 m ²
I	12,34 m
J	3,50 m
P	11,47 m
E	4,08 m





THE SPORTY CRUISING YACHT WITH TWO OR THREE CABINS

The CRUISER 37 is an extremely fast sailing and exceptionally spacious cruising yacht. Even in the two-cabin version, the CRUISER 37 offers more space than you can dream of for four people on a yacht. Everything you need for sailing and leisure can be stowed in the storage locker behind the wet room. And if you need bunks for six crew members, the 3-cabin version is your answer.



BAVARIA CRUISER 37



LIVING SPACE



The CRUISER 37 offers perfect life-sail balance. Behind the sporty sailing performance lies a sail-plan focussed on the utmost efficiency, while the deck and cockpit layout makes relaxing and sunbathing after sailing irresistible. The sails of the CRUISER 37 come from Elvström Sails in Denmark and have been specially developed to meet BAVARIA's exacting requirements. You have a choice of different sails: from Dacron sails to sails made from the high performance membrane EPEX, depending on your personal needs and sailing style.

The swim platform is the ideal place for sunbathing, so close to the water that you would be forgiven for thinking you were on the beach, while back in the harbour it doubles up as the reception area for crew and guests.



In the 3-cabin version, the Cruiser 37 has a flexible navigation area equipped with all the essential instruments.



The galley has large work surfaces, storage space for kitchen utensils and food, a double sink and even space for a microwave.



Appearances can be deceiving – under the aft double bunk there is plenty of storage space for bags and equipment.

Available in a 2- or 3-cabin version, the CRUISER 37 is ideal for four to six people. On the port side of the 2-cabin version there is a real navigation corner which can also serve as a desk if you really need to catch up on some work while out on the water. The forward cabin has an exceptionally large double berth. The three-cabin version provides wide bunks and storage space for personal belongings for guests using the two aft cabins.




LIFE BELOW DECK

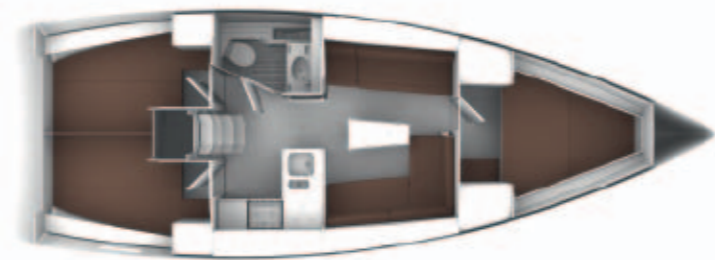


TECHNICAL DATA

CRUISER 37




2-cabin version



3-cabin version

DECK LAYOUT



Length overall	11,30 m
Length hull	10,90 m
Length waterline	10,22 m
Beam overall	3,67 m
Draught standard cast iron keel (approx.)	1,95 m
Draught option cast iron keel as shallow keel (approx.)	1,63 m
Unladen weight (approx.)	7.000 kg
Ballast (approx.)	2.080 kg
Engine, Volvo Penta with Saildrive	D1-20
Engine power	13,9 kW/18 PS
Fuel tank (approx)	150 l
Water tank, standard version (approx.)	210 l

Cabin + Heads, standard version	2 + 1
Berths, standard version	4
Height in salon (approx.)	1,95 m
Mainsail and fore sail, standard (approx.)	65,00 m ²
Height of mast above water line (approx.)	16,82 m
Cabin + Heads	2 + 1/3 + 1
Berths	4/6
Passengers	8
CE Category	A

All data are subject to change without notice and given without warranty.



SAIL PLAN

Mainsail	41 m ²
Foresail	27 m ²
Gennaker	82 m ²
I	14,06 m
J	3,73 m
P	13,58 m
E	5,10 m





THE ULTIMATE IN SAILING PLEASURE WITH TWO OR THREE CABINS

Taking the entire family on a sailing vacation, spending time with close friends on the weekend or even just enjoying the sun with your better half – that's what the CRUISER 41 was designed for. Because this yacht only requires two hands for setting and trimming the sails. On the CRUISER 41 there are for example three options for guiding the mainsheet – from the cruising version with one sheet, which can be trimmed with one of the halyard winches on the cockpit roof, to a sporty version in which the mainsheet can be guided with the two aft cockpit winches and operated there by the helmsman.



BAVARIA CRUISER 41



LIVING SPACE



Gliding down the waves with the gennaker or sailing into the wind with 82 square meters of sail area – the helmsman has a perfect overview of the entire yacht from both helms and can reach all the essential navigation instruments without having to leave his post.

Reading on the wide deck, enjoying your day out sailing from the large cockpit and then slipping into the ocean from the largest swim platform in a yacht this size – the CRUISER 41 is the ideal yacht for life on the water.





LIFE BELOW DECK

A saloon that offers more than just seating and storage space – the CRUISER 41's saloon is the ideal living space for the entire crew. With a comfortable U-shaped couch for dinner for eight, navigation area, long galley with plenty of utility space and work surfaces, the CRUISER 41 is a genuine luxury liner. The cabins can all accommodate two people and their belongings, while the wet rooms on the CRUISER 41 are comparable to a bathroom on land.






TECHNICAL DATA

CRUISER 41

The CRUISER 41 comes in a 2- or 3-cabin version and can be individually adapted to your needs. Both versions offer plenty of room and storage space for equipment and accessories.




2-cabin version



3-cabin version



DECK LAYOUT



Length overall	12,35 m
Length hull	11,99 m
Length waterline	10,75 m
Beam overall	3,96 m
Draught standard cast iron keel (approx.)	2,05 m
Draught option cast iron keel as shallow keel (approx.)	1,65 m
Unladen weight (approx.)	8.680 kg
Ballast (approx.)	2.736 kg
Engine, Volvo Penta with Saildrive	D1-30
Engine power	20,9 kW/28 PS
Fuel tank (approx.)	210 l
Water tank, standard version (approx.)	210 l


Cabin +Heads, standard version	2 + 1
Berths, standard version	4
Height in salon (approx.)	1,94 m
Mainsail and fore sail, standard (approx.)	82,00 m ²
Height of mast above water line (approx.)	18,68 m
Cabin + Heads	2 + 1/2 + 2/3 + 2
Berths	4/6
Passengers	8
CE Category	A

All data are subject to change without notice and given without warranty.



SAIL PLAN

Mainsail	48 m ²
Foresail	34 m ²
Gennaker	102 m ²
I	15,83 m
J	4,20 m
P	15,36 m
E	5,27 m





THE CRUISER WITH RESPECTABLE PERFORMANCE

It is especially owners who would like to compete in regattas who find the CRUISER 41S is the right yacht to put them out there with the front runners without having to compromise on comfort. A taller mast and a slightly deeper keel distinguish the look of the CRUISER 41S look from that of her sister, the CRUISER 41.

Three cabins that can accommodate six people, a generous galley, a spacious saloon – on a CRUISER 41S you don't have to compromise on anything.




CRUISER **S**⁴¹

BAVARIA CRUISER 41S



TECHNICAL DATA

CRUISER 41S




READY TO RACE – ENJOY FAST CRUISING

In order for the crew to work at their optimum during regattas, the CRUISER 41S comes standard with everything you need to sail like the wind. With its upwardly tapered performance rig from Seldén, racing main boom, ball-bearing mainsheet traveller and leach adjustable genoa block positions, a total of six Lewmar 2-speed aluminium winches for the mainsail and the head sail as well as for the halyards, optimum trimming of the sails on all courses and in all conditions becomes a breeze.



3-cabin version

DECK LAYOUT



Length overall	11,99 m
Length hull	11,99 m
Length waterline	10,75 m
Beam overall	3,96 m
Draught standard cast iron keel (approx.)	2,34 m
Unladen weight (approx.)	8.818 kg
Ballast (approx.)	2.409 kg
Engine, Volvo Penta with Saildrive	D1-30
Engine power	20,9 kW/28 PS
Fuel tank (approx.)	210 l
Water tank, standard version (approx.)	210 l

Cabin + Heads, standard version	3 + 2
Berths, standard version	6
Height in salon (approx.)	1,97 m
Mainsail and fore sail, standard (approx.)	86,80 m ²
Height of mast above water line (approx.)	19,20 m
Cabin + Heads	3 + 2
Berths	6
Passengers	8
CE Category	A

All data are subject to change without notice and given without warranty.



SAIL PLAN

Mainsail	56 m ²
Foresail	40 m ²
Gennaker	122 m ²
I	15,83 m
J	4,22 m
P	15,80 m
E	5,66 m





EASY HANDLING; GREAT COMFORT FOR UP TO NINE PEOPLE.

You would be hard pressed to find another sailing yacht in its class that offers more space, more comfort and is as easy to handle as the CRUISER 46.

The CRUISER 46 comes in a 3- and a 4-cabin version. If you are not sure how many cabins you might actually need, you have the option of making of BAVARIA's unique flexible bulkhead. In just a few simple steps, wood panels and doors divide the main cabin into two separate spacious cabins. But whether you have three or four cabins, each cabin on a CRUISER 46 has tremendously generous storage space in the closets, in the lockers and under the bunks.



BAVARIA CRUISER 46



LIVING SPACE



BALANCED SAILING AND MANOEUVRING PROPERTIES AND IMPRESSIVE SPEED POTENTIAL.

With the double rudder blades of the CRUISER 46 you can feel her adaptability to all wind conditions and courses. New generation navigational instruments allow you to sit down at the large cockpit table and use wireless Internet to plan your trip on your tablet, at your leisure, on boards the Cruiser 46.

But the cockpit table is not only there for navigating – the spacious cockpit is the ideal place to wrap up a good day of sailing over dinner.





LIFE BELOW DECK

The CRUISER 46 is full of ideas and clever solutions. A foldable saloon seat offers even more storage space and seating for guests at the saloon table. With its chart table function, the saloon table has space to spread out many charts, while the map- and bookshelf can store a library of harbour guides.






TECHNICAL DATA

CRUISER 46



3-cabin version




4-cabin version

The 3-cabin version's forward cabin is a veritable suite. Thanks to BAVARIA's flexible bulkhead system, it can be converted into two spacious cabins in just a few steps. Your CRUISER 46 is now a large yacht with four cabins.

TRIM CONTROL **DOCKCONTROL**



DECK LAYOUT



Length overall	14,27 m
Length hull	13,60 m
Length waterline	12,74 m
Beam overall	4,35 m
Draught standard cast iron keel (approx.)	2,10 m
Draught option cast iron keel as shallow keel (approx.)	1,73 m
Unladen weight (approx.)	12.600 kg
Ballast (approx.)	3.490 kg
Engine, Volvo Penta with Saildrive	D2-55
Engine power	41 kW/55 PS
Fuel tank (approx)	210 l
Water tank, standard version (approx.)	360 l

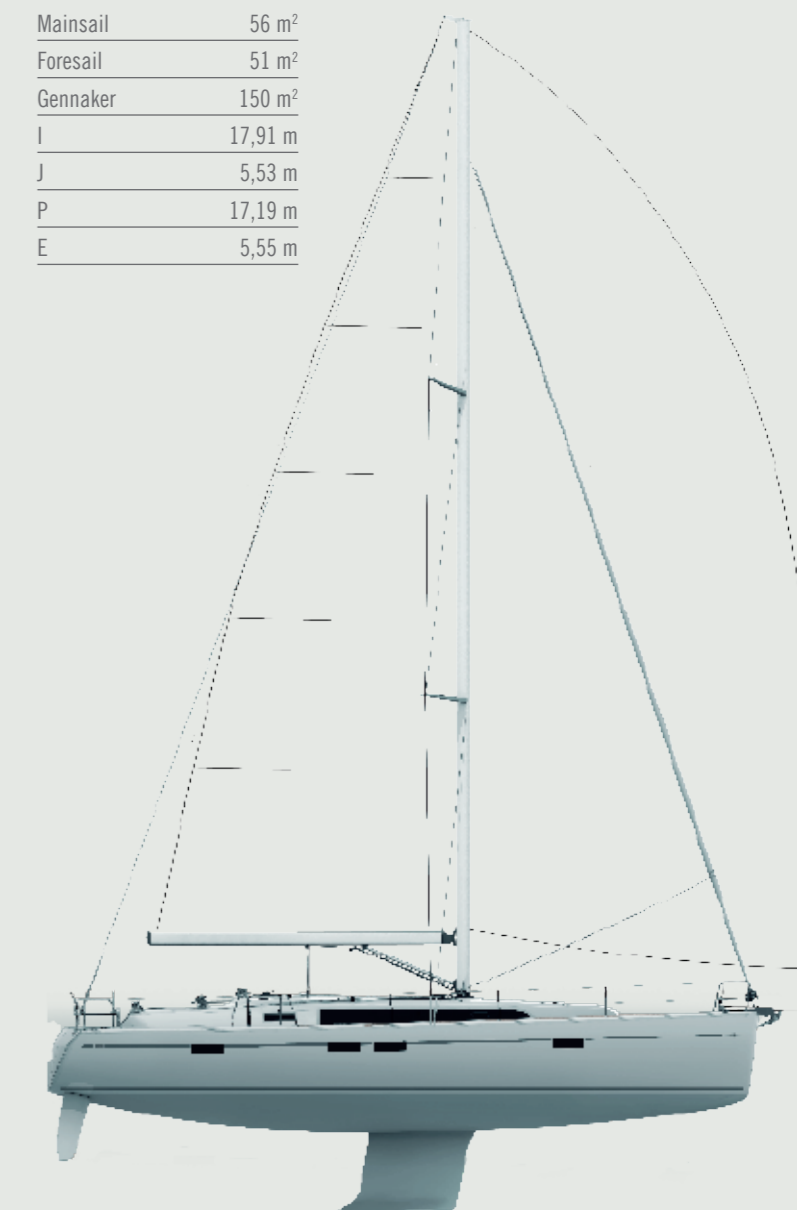
Cabin + Heads, standard version	3 + 3
Berths, standard version	6
Height in salon (approx.)	2,05 m
Mainsail and fore sail, standard (approx.)	108 m²
Height of mast above water line (approx.)	20,75 m
Cabin + Heads	3 + 3/4 + 3
Berths	6/8
Passengers	10
CE Category	A

All data are subject to change without notice and given without warranty.



SAIL PLAN

Mainsail	56 m²
Foresail	51 m²
Gennaker	150 m²
I	17,91 m
J	5,53 m
P	17,19 m
E	5,55 m





THE ULTIMATE IN LUXURY FOR UP TO 10 PEOPLE

The CRUISER 51 easily adapts to all sizes of crews. The CRUISER 51 can be tailored to the individual needs of her owner – she can comfortably accommodate up to six people in the standard 3-cabin version, eight people with the additional starboard cabin or 10 crew members in the optional 5-cabin version.

The CRUISER 51 is hard to beat for comfort and perfect sailing characteristics.



BAVARIA CRUISER 51



LIVING SPACE



The CRUISER 51 has a spacious cockpit area, with comfortable seating and ergonomics having been at the top of the designers' agenda. While the helmsman keeps the CRUISER 51 on course with an optimum view of the deck, sailing instruments and sails from both steering columns, the crew can enjoy the cruise from the newly designed cockpit table with its large side wings.






3-cabin version



4-cabin version



5-cabin version



LIFE BELOW DECK

Enjoy an espresso at the breakfast bar, which also serves as a navigation area, or lunch at the large saloon table – the CRUISER 51 features a luxury saloon with a generous galley in all its versions. Numerous hatches and windows provide a unique lighting design, with direct and indirect lighting creating just the right ambience at night.






TECHNICAL DATA

CRUISER 51



DECK LAYOUT



Length overall	14,99 m
Length hull	13,86 m
Length waterline	4,67 m
Draught standard cast iron keel (approx.)	2,25 m
Draught option cast iron keel as shallow keel (approx.)	1,85 m
Unladen weight (approx.)	14.100 kg
Ballast (approx.)	4.600 kg
Engine, Volvo Penta with Saildrive	D2-75
Engine power	55 kW/75 hp
Fuel tank (approx)	280
Water tank, standard version (approx.)	560 l

Cabin + Heads, standard version	3 + 3
Berths, standard version	6
Height in salon (approx.)	2,11 m
Mainsail and fore sail, standard (approx.)	131 m ²
Height of mast above water line (approx.)	22,35 m
Cabin + Heads	3 + 3/4 + 3/5 + 3
Berths	6/8/10
Passengers	12
CE Category	A

All data are subject to change without notice and given without warranty.



SAIL PLAN

Mainsail	67 m ²
Foresail	60 m ²
Gennaker	186 m ²
I	19,50 m
J	6,10 m
P	18,49 m
E	6,17 m





CUSTOMISED, SPACIOUS LUXURY IN 3, 4 OR 5 CABINS

The CRUISER 56 is the flagship of the CRUISER line. Elegant lines, luxury and innovative design behind every detail make the CRUISER 56 an inimitable dream boat. There are six design options to choose from – from the comfortable 3-cabin version up to a 5-cabin version with an optional cabin for the skipper. The CRUISER 56 offers smart spatial design to meet every demand.



BAVARIA CRUISER 56



LIVING SPACE



On board a CRUISER 56 there is a place for everything, and everything is in its place. The dinghy's place is for example in the dinghy garage – the brain child of the BAVARIA engineers – under the cockpit and can be launched easily and safely from the swim platform. The cockpit table lowers to become a spacious area for sunbathing. Refreshing drinks are at hand in the cockpit table's built-in cool box.





LIFE

BELOW DECK

At the press of a button, the saloon table is transformed into a real chill-out zone. The U-shaped galley offers not only ample work and storage space, but combined with the breakfast bar it also becomes a congenial gathering spot. And for those who would like to freshen up after sailing, the CRUISER 56 has a separate shower cubicle.



With a maximum of five cabins, the CRUISER 56 can accommodate up to 10 people on board in comfort and luxury. Two aft cabins with single bunks that can be converted to king-size double bunks in a few simple steps, a cabin with two double bunks amidships and two double cabins in the bow – the CRUISER 56 has the ability to become a real „spaceship“. As an optional extra, a separate skipper cabin can also be built into the bow. For owners who expect fewer guests, the ideal option is to take the 3-cabin version with a huge owner's suite in the bow, including a bathroom with separate shower cubicle.

*Optional skipper's cabin, sail storage locker as standard



3-cabin version*



4-cabin version B*



5-cabin version A*



4-cabin version A*



4-cabin version C*



5-cabin version*



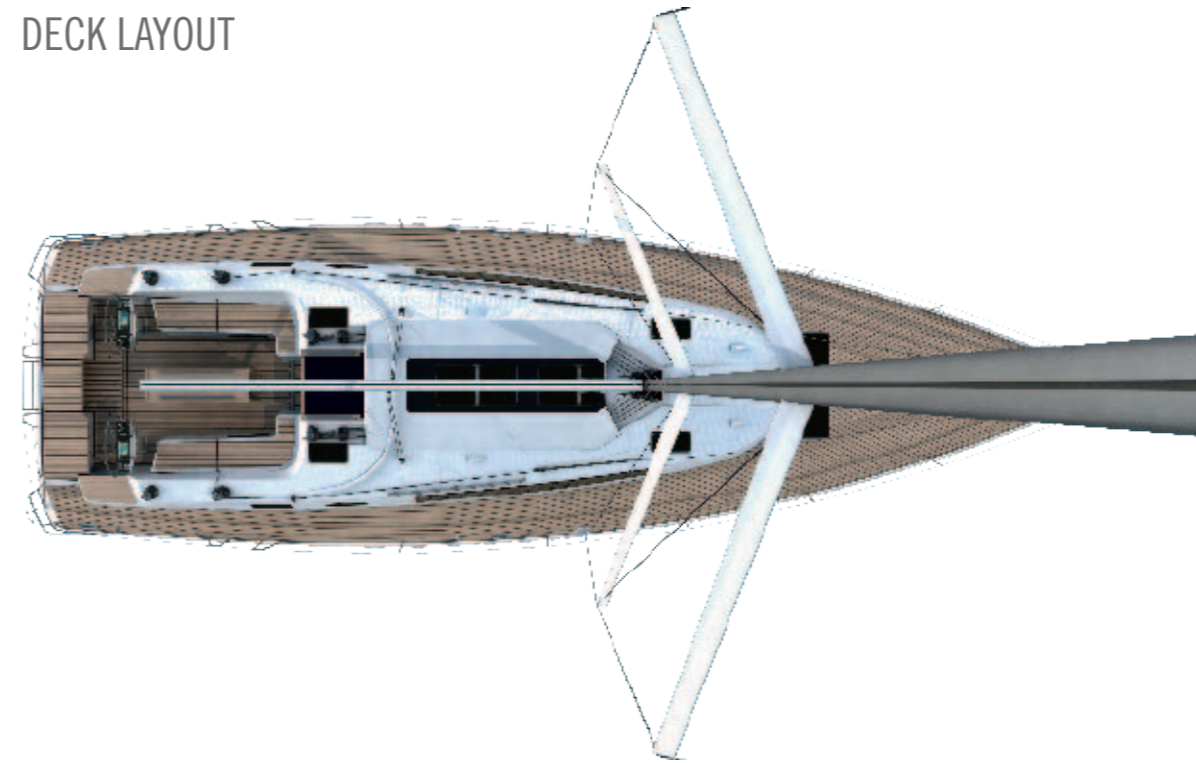


TECHNICAL DATA

CRUISER 56



DECK LAYOUT



Length overall	16,75 m
Length hull	16,16 m
Length waterline	15,63 m
Beam overall	4,76 m
Draught standard cast iron keel (approx.)	2,46 m
Draught option cast iron keel as shallow keel (approx.)	2,02 m
Unladen weight (approx.)	18.596 kg
Ballast (approx.)	5.500 kg
Engine, Yanmar Shaftdrive	4JH4-HTE
Engine power	74 kW/100 PS
Fuel tank (approx)	280 l
Water tank, standard version (approx.)	690 l

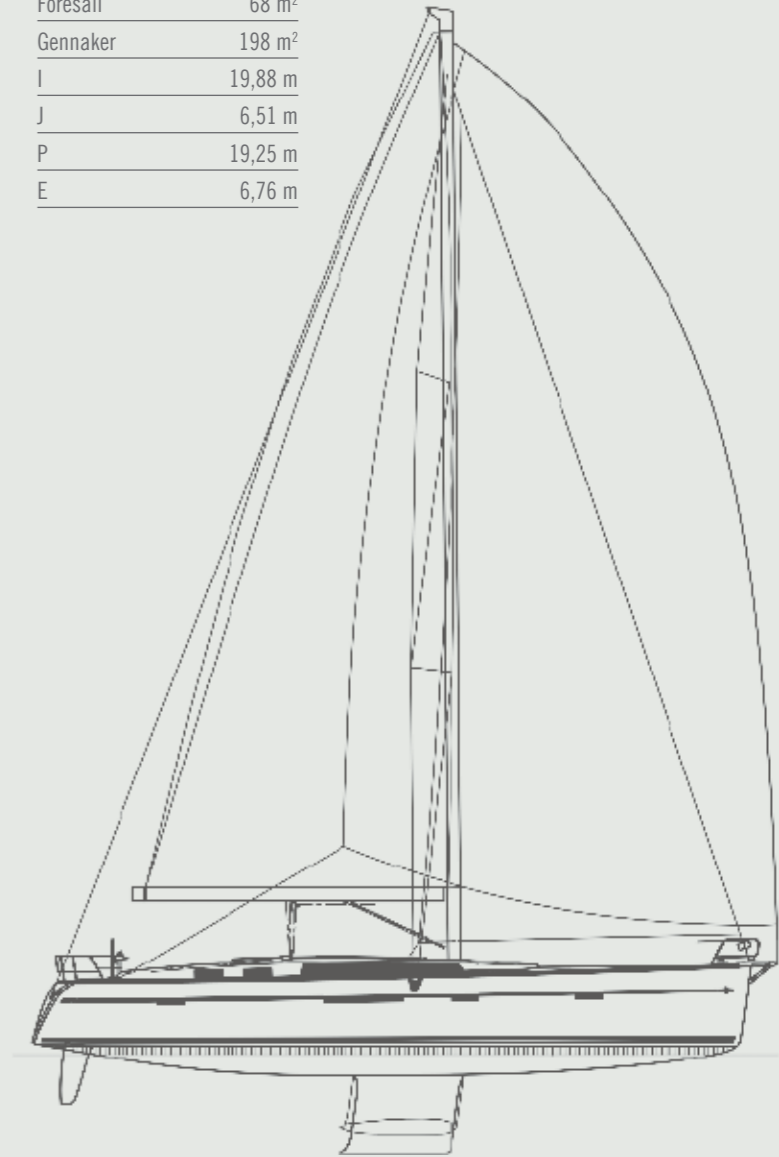
Cabin +Heads, standard version	3 – 3
Berths, standard version	6
Height in salon (approx.)	2,06 m
Mainsail and fore sail, standard (approx.)	145,00 m ²
Height of mast above water line (approx.)	23,25 m
Cabin + Heads	3 + 3/4 + 2/4 + 3/4 + 4/5 + 2/5 + 3
Berths	6/8/8/10
Passengers	16
CE Category	A

All data are subject to change without notice and given without warranty.



SAIL PLAN

Mainsail	77 m ²
Foresail	68 m ²
Gennaker	198 m ²
I	19,88 m
J	6,51 m
P	19,25 m
E	6,76 m





FEATURES CRUISER

A CRUISER from BAVARIA is the sum of hundreds of clever features and details, and each of itself is the result of many years of experience and the highest engineering performance.



A swim platform, the ideal place for sunbathing right at the waters edge.

POWERFUL COMFORT

BAVARIA calls the backbone of a yacht the superstructure.

The structurally self-contained body in the hull grid of each CRUISER absorbs all sailing forces acting on the vessel, from the keel up to the shrouds, and ensures that the hull has uncompromising torsional rigidity.

For the sake of safety and neatness, all subdivisions in the hull grid are connected by bilge pipes during one single phase of the series production of the boats. On a BAVARIA, the decking boards are not laid directly on the hull construction, but on a supporting structure made of marine plywood called Double-Strongfloor. This ensures maximum stability and durability, while dampening sounds from the decking boards when sailing.



Halyards and sheets are guided into the cockpit, making them easy and safe to use.



Folding footrests in the cockpit makes steering fatigue-free for the helmsman.



Genoa tracks, adjusted with precision to get the optimum position for the headsail.





TRIM CONTROL

Labour-saving sailing manoeuvres for small crews at the push of a button

The TRIM CONTROL system is based on powerful electric winches that can not only pull the sails tight but also ease them in a controlled manner. With TRIM CONTROL, tacking around on a CRUISER 46, CRUISER 51 and CRUISER 56 is not done with muscle power but with the fingertips. This is the latest generation smart sailing.

DOCK CONTROL

The engine as well as bow and stern thrusters are controlled with the use of a joystick – manoeuvring safely through the harbour with two fingers.

In the harbour, DOCK CONTROL ensures precise manoeuvring aboard a CRUISER 46, CRUISER 51 and CRUISER 56. The engine and bow and stern thrusters are selectively controlled with the use of a joystick. When the system is activated, the plotter changes into the DOCK CONTROL's independent display layout for all security related information, such as gear position and control of the thruster.



Entirely individual mainsheet system for safe handling.



The gennaker bow roller is safe to reach from the foredeck.



Energy-efficient trimming of the sails by halyard and bulkhead winches of the highest quality.






Twin helm positions, an optimal overview for the helmsman and easy access from the stern to the cockpit.
With optional spray hoods and biminis on board, you are protected from the wind and can enjoy welcome shade in the cockpit.



Furling and headsail allows for safe handling of the sails.



Hatches flush to the deck for a functional design.



Numerous hatches guarantee an optimum ventilation design.



GPS plotter, operated intuitively and always ideally within the helmsman's sight.



A stable floor assembly manages the forces of rig, hull, keel and rudder - all the chambers of the floor assembly are integrally linked.



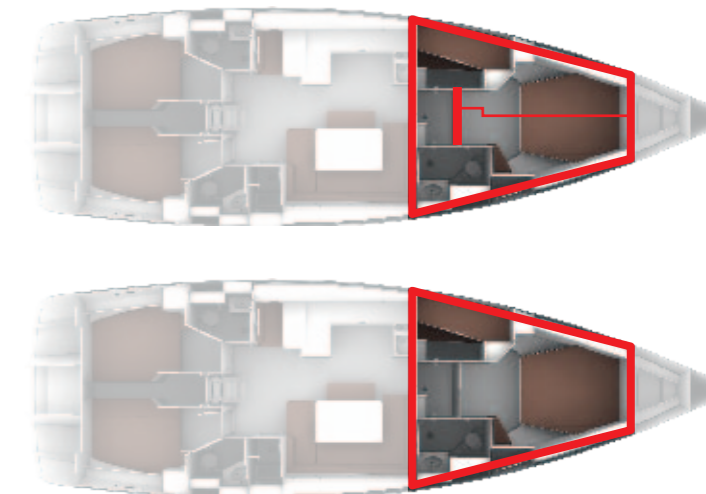
Lockers, generous storage space for canvas, fenders or equipment.



Double rudder blades ensure true to course steering, even under difficult conditions.



Good visibility, low power consumption with LED navigation lights. An intelligent lighting design with LED ambient lighting.



The flexible bulkhead transforms a 3-cabin version into a 4-cabin yacht in no time at all. In just a few simple steps, wood panels and doors divide the main cabin into two separate spacious cabins. But whether you have three or four cabins, each cabin has tremendously generous storage space in the closets, in the lockers and under the bunks.



A safe sandwich construction above the waterline, certified by Germanischer Lloyd, provide insulation and strength.

INTERIOR

VENEER



Mahogany

Teak

Oak

PANELLING




Mocca

Meteor

Ice White

FLOORING



Oak nature

Walnut nature

Chestnut

Ocean Line

MATTRESSES



New Drell

Standard Creme

Standard Blue

Greybrown

UPHOLSTERY -FABRIC



Standard Creme

Standard Blue

Comfort Creme



Comfort Blue

Comfort Brown

Comfort Orange

UPHOLSTERY LEATHER




Leatherette White

Leatherette Brown

Leatherette Beige

UPHOLSTERY REAL LEATHER



Creme

Havana

Softgrey

EXTERIOR

FLOORING



Teak

DuraDeck

HULL COLOUR



White

Grey

SUNDRELLA



Dove

HOOD



Stone

Fox

Navy



Sand

Black

Dove

COMBINATIONS INTERIOR

	Veneer		Flooring				Panelling			Upholstery											
			Oak nature	Walnut nature	Chestnut	Ocean Line	Mocca	Meteor	Ice White	Standard Creme	Standard Blue	Comfort Creme	Comfort Blue	Comfort Brown	Comfort Orange	Leatherette White	Leatherette Brown	Leatherette Beige	Leather Creme	Leather Havana	Leather Softgrey
CRUISER 33 / 37 / 41 / 46 / 51	Standard	Mahogany	●	-	○	○	●	-	-	●	●	○	○	○	○	○	○	○	○	○	○
	Option	Teak	-	●	-	○	●	-	-	●	●	○	○	○	○	○	○	○	○	○	○
	Option	Oak	-	●	-	○	-	●	-	●	●	○	○	○	○	○	○	○	○	○	○
CRUISER 56	Standard	Mahogany	●	-	○	○	●	-	●*	●	●	○	○	○	○	○	○	○	○	○	○
	Option	Teak	-	●	-	○	●	-	●*	●	●	○	○	○	○	○	○	○	○	○	○
	Option	Oak	-	●	-	○	-	●	●*	●	●	○	○	○	○	○	○	○	○	○	○

*optionally available only for salon panels.

	Mattresses	Upholstery											
		Standard Creme	Standard Blue	Comfort Creme	Comfort Blue	Comfort Brown	Comfort Orange	Leatherette White	Leatherette Brown	Leatherette Beige	Leather Creme	Leather Havana	Leather Softgrey
CRUISER 33 / 37 / 41 / 46 / 51 / 56	New Drell (Standard)	●	●	●	●	●	●	●	●	●	●	●	●
	Standard Creme (Option „Living“)	○	-	○	-	-	-	○	-	○	○	○	-
	Standard Blue (Option „Living“)	-	○	-	○	-	-	-	-	-	-	-	-
	Greybrown (Option „Living“)	-	-	-	-	○	○	-	○	-	-	-	○

- Standard ●
- Option ○
- Not available -

PARTNER

We apply exacting standards to the production and quality of our yachts. Equally, these standards must also be met by the equipment, furnishings and accessories we offer. We meet our stringent requirements by collaborating with renowned business partners, all of which are market leaders in their respective fields.





BAVARIA Yachtbau GmbH · Bavariastraße 1 · D-97232 Giebelstadt · Tel. + 49 9334 942-0 · Fax + 49 9334 942-1160

www.bavaria-yachtbau.com · info@bavaria-yachtbau.com

Some of the yachts shown here are equipped with optional extras which are available at an additional cost. Some details are based on design drawings and the final execution might differ.

This catalogue is not a part of a contract. All descriptions, photos, etc. are for illustration purposes only.